


Evansville, IN 812-477-0077  
 Jasper, IN 812-482-5105  
 Vincennes, IN 812-882-4090

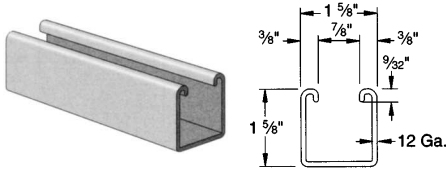


Henderson, KY 270-830-0077  
 Owensboro, KY 270-684-0877  
 Mt. Vernon, IL 618-244-7156

**POWER-STRUT®**

**PS 200 Channel**

1-5/8" x 1-5/8" 12 ga (500'/Bundle)

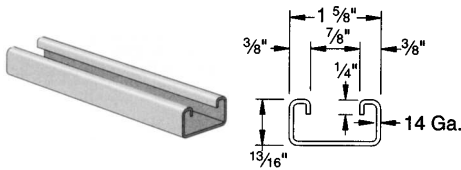


**With Elongated Holes**

Part No.	Description
/PS200EH10GR	10' Green
/PS200EH10GV	10' Galvanized
/PS200EH10S	10' Stainless
<b>Solid</b>	
/PS20010GR	10' Green
/PS20010GV	10' Galvanized

**PS 500 Channel**

13/16" x 1-5/8" 14 ga (500'/Bundle)



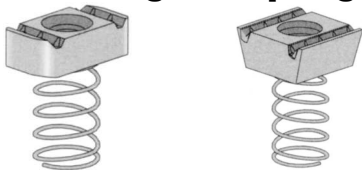
**With Elongated Holes**

Part No.	Description
/PS500EH10GR	10' Green
/PS500EH10GV	10' Galvanized
<b>Solid</b>	
/PS50010GR	10' Green
/PS50010GV	10' Galvanized

NOTE: Most sizes of strut are available in 20' sections as well as plain finish, aluminum, yellow zinc plating and stainless steel.

Large quantities can be cut to length at affordable prices.

**PS RS - Clamping Nut with Regular Spring**

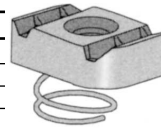


Part No.	Size
/PSRS25C	1/4" - 20
/PSRS31C	5/16" - 18
/PSRS37C	3/8" - 16
/PSRS50C	1/2" - 13
/PSRS62C	5/8" - 11
/PSRS75C	3/4" - 10
/PSRS87C	7/8" - 9

Use with: PS 200, PS 210, and PS 300 Channel.

**PS SS - Clamping Nut with Short Spring**

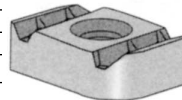
Part No.	Size
/PSSS8C	#8-32
/PSSS10C	#10-24
/PSSS10F	#10-32
/PSSS25C	1/4"
/PSSS31C	5/16"
/PSSS37C	3/8"
/PSSS50C	1/2"
/PSSS62C	5/8"
/PSSS75C	3/4"



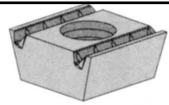
Use With: PS 400, PS 500 and PS 520 channel.  
 \*PSSS 1/2" and PSSS 5/8" nuts have 3/8" body thickness.

**PS NS - Clamping Nut without Spring**

Part No.	Size
/PSNS8C	#8-32
/PSNS10F	#10-32
/PSNS10C	#10-24
/PSNS25C	1/4" - 20
/PSNS31C	5/16" - 18
/PSNS37C	3/8" - 16
/PSNS50C	1/2" - 13



Part No.	Size
/PSNS62C	5/8" - 11
/PSNS75C	3/4" - 10
/PSNS87C	7/8" - 9

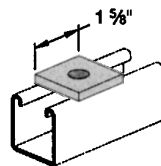


Use With: PS 100, PS 150, PS 200, PS 210 and PS 300 channel.  
 \*Can be used with PS 400, PS 500 and PS 520 channel.

**Flat Plate Fittings**

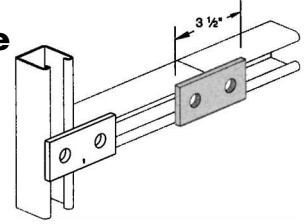
General Information  
**Stock Width:** 1-5/8", **Fitting Thickness:** 1/4"  
**Finish:** Painted green or electro-galvanized  
**Hole Diameter:** 9/16"  
**Hole Spacing:** 13/16" from end, 1-7/8" on center  
**Order By:** Part No., Size & finish

**PS 619 - Square Washer**



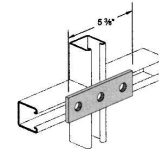
Part No.	Rod Size	Hole Size
/PS61925	1/4"	11/32"
/PS61937	3/8"	7/16"
/PS61950	1/2"	9/16"
/PS61962	5/8"	11/16"
/PS61975	3/4"	13/16"

**Two-Hole Splice Plate**



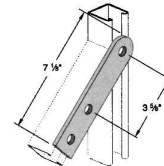
Part No.: /PS601

**Three-Hole Splice Plate**



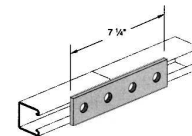
Part No.: /PS602

**Three-Hole Swivel Plate**



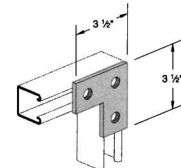
Part No.: /PS617

**Four-Hole Splice Plate**



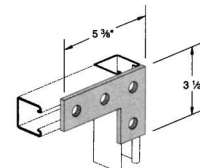
Part No.: /PS888

**Flat Angle Plate**




Part No.: /PS718

**Flat Angle Plate**



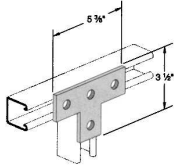
Part No.: /PS719



**POWER-STRUT®**

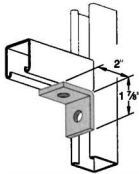


**Flat Plate Fittings (Cont.)  
 Tee Plate**



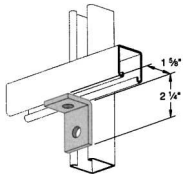
Part No. /PS714

**Two-Hole End Angle**



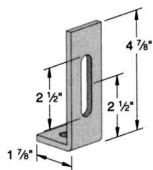
Part No. /PS603

**Two-Hole Corner Angle**



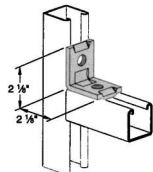
Part No. /PS604

**Slotted  
 Adjustment Angle**



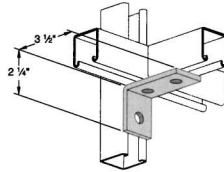
Part No. /PS763

**Self-Aligning  
 Two-Hole Angle**



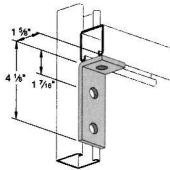
Part No. /PS806

**Three-Hole Corner Angle**



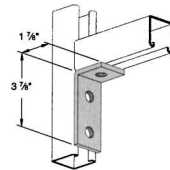
Part No. /PS605

**Three-Hole Corner Angle**



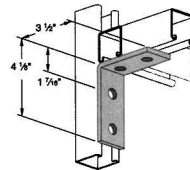
Part No. /PS606

**Three-Hole Corner Angle**



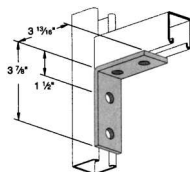
Part No. /PS745

**Four-Hole Corner Angle**



Part No. /PS607

**Four-Hole Corner Angle**

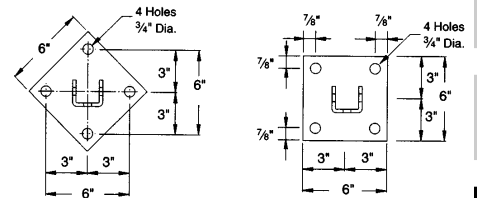
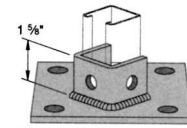


Part No. /PS660

**Post Base**

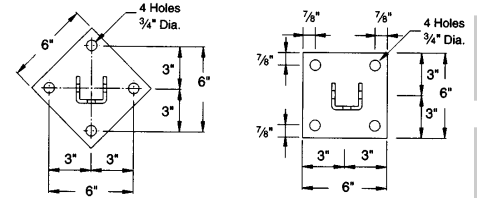
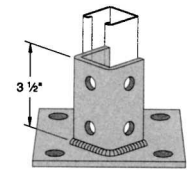
**General Information**  
 Fitting Thickness: 1/4"  
 Finish: Painted green or electro-galvanized  
 Hole Diameter: 9/16"  
 Hole Spacing: 13/16" from end, 1-7/8" on center  
 Order By: Part No. & finish

**Post Base**



Part No. /PS3013SQGR - (Green)

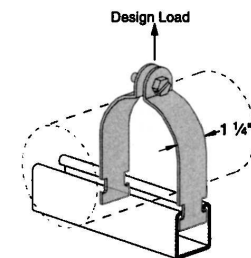
**SQ - Post Base**



Part No. /PS3033, PS3033SQ - Post Base

**Conduit Clamps**  
 Finish: Electro-galvanized  
 Order By: Part No. & Size


**PS 1000 - EMT  
 Conduit Clamp**



Part No.	EMT Size	Hanging Load Rating/lbs.
/PS100050	1/2"	400
/PS100075	3/4"	400
/PS1000100	1"	600
/PS1000125	1-1/4"	600
/PS1000150	1-1/2"	800
/PS1000200	2"	800

Evansville, IN  
 Jasper, IN  
 Vincennes, IN

812-477-0077  
 812-482-5105  
 812-882-4090



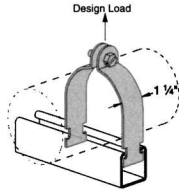
Henderson, KY  
 Owensboro, KY  
 Mt. Vernon, IL

270-830-0077  
 270-684-0877  
 618-244-7156

**POWER-STRUT®**



**PS 1100 -  
 Standard  
 Pipe Clamp**

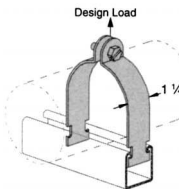


Part No.	Pipe Size	Hanging Load Rating/lbs.
/PS110037	3/8"	400
/PS110050	1/2"	400
/PS110075	3/4"	600
/PS1100100	1"	600
/PS1100125	1-1/4"	600
/PS1100150	1-1/2"	800
/PS1100200	2"	800
/PS1100250	2-1/2"	800
/PS1100300	3"	800
/PS1100350	3-1/2"	1,000
/PS1100400	4"	1,000
/PS1100500	5"	1,000
/PS1100600	6"	1,000
/PS1100800	8"	1,000
/PS11001000	10"	1,000
/PS11001200	12"	1,000

Material and finish are specified as:  
 /1100 ALM..Alum. clamp, EG fasteners  
 /1100 HDG. HDG Clamp, Stainless Steel fasteners

**PS 1200 -  
 O.D. Tubing  
 Clamp**

Available in sizes  
 1/4" - 8-5/8" O.D.



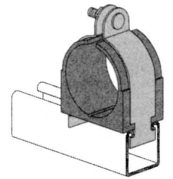
• Some sizes available in stainless steel & copper plated.

Part No.	O.D. Size	Hanging Load Rating/lbs.
/PS120025	1/4"	400
/PS120037	3/8"	400
/PS120050	1/2"	400
/PS120062	5/8"	400
/PS120075	3/4"	400
/PS120087	7/8"	400
/PS1200100	1"	600
/PS1200112	1-1/8"	600
/PS1200125	1-1/4"	600
/PS1200137	1-3/8"	600
/PS1200150	1-1/2"	600
/PS1200162	1-5/8"	600
/PS1200175	1-3/4"	800
/PS1200187	1-7/8"	800
/PS1200200	2"	800
/PS1200212	2-1/8"	800
/PS1200225	2-1/4"	800
/PS1200237	2-3/8"	800
/PS1200250	2-1/2"	800
/PS1200262	2-5/8"	800

**PS 1200 - O.D. Tubing  
 Clamp (Cont.)**

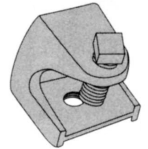
Part No.	O.D. Size	Hanging Load Rating/lbs.
/PS1200275	2-3/4"	800
/PS1200287	2-7/8"	800
/PS1200300	3"	800
/PS1200312	3-1/8"	800
/PS1200325	3-1/4"	800
/PS1200337	3-3/8"	800
/PS1200350	3-1/2"	800
/PS1200362	3-5/8"	800
/PS1200375	3-3/4"	800
/PS1200387	3-7/8"	1,000
/PS1200400	4"	1,000
/PS1200412	4-1/8"	1,000
/PS1200425	4-1/4"	1,000
/PS1200437	4-3/8"	1,000
/PS1200450	4-1/2"	1,000
/PS1200462	4-5/8"	1,000
/PS1200475	4-3/4"	1,000
/PS1200487	4-7/8"	1,000
/PS1200500	5"	1,000
/PS1200512	5-1/8"	1,000
/PS1200525	5-1/4"	1,000
/PS1200537	5-3/8"	1,000
/PS1200550	5-1/2"	1,000
/PS1200562	5-5/8"	1,000
/PS1200575	5-3/4"	1,000
/PS1200587	5-7/8"	1,000
/PS1200600	6"	1,000

**PS 1400  
 Clamps With  
 Cushions For  
 Pipes, Tubes,  
 And Hoses**



Available Upon Request  
 Part No. - /PS1400

**PS 85 - Rod or  
 Insulator  
 Support**

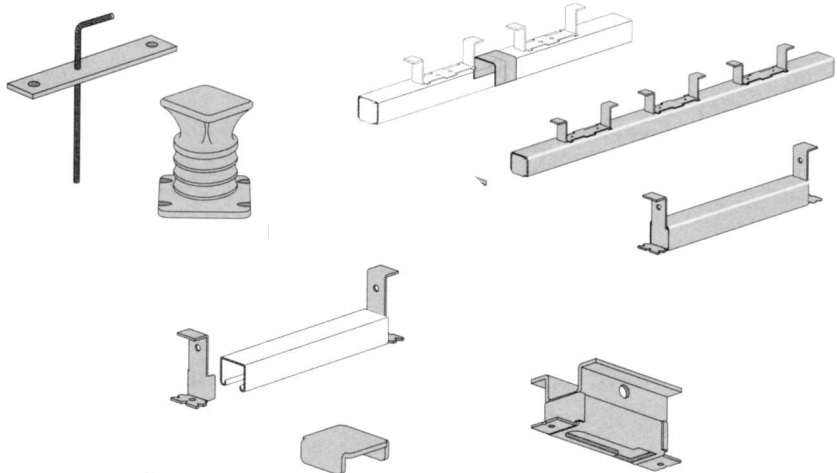


• 7/8" Maximum Flange Thickness

Part No.	Rod Size	Load Ratings
/PS8523	1/4"	150
/PS8537	3/8"	350
/PS8550	1/2"	400

**Concrete Inserts**

A selection of heavy-duty to light-duty "continuous" and "spot" concrete inserts is available for use in pre-cast, pre-stressed or poured-in-place concrete floors, walls or ceilings.



**Call For Details!**